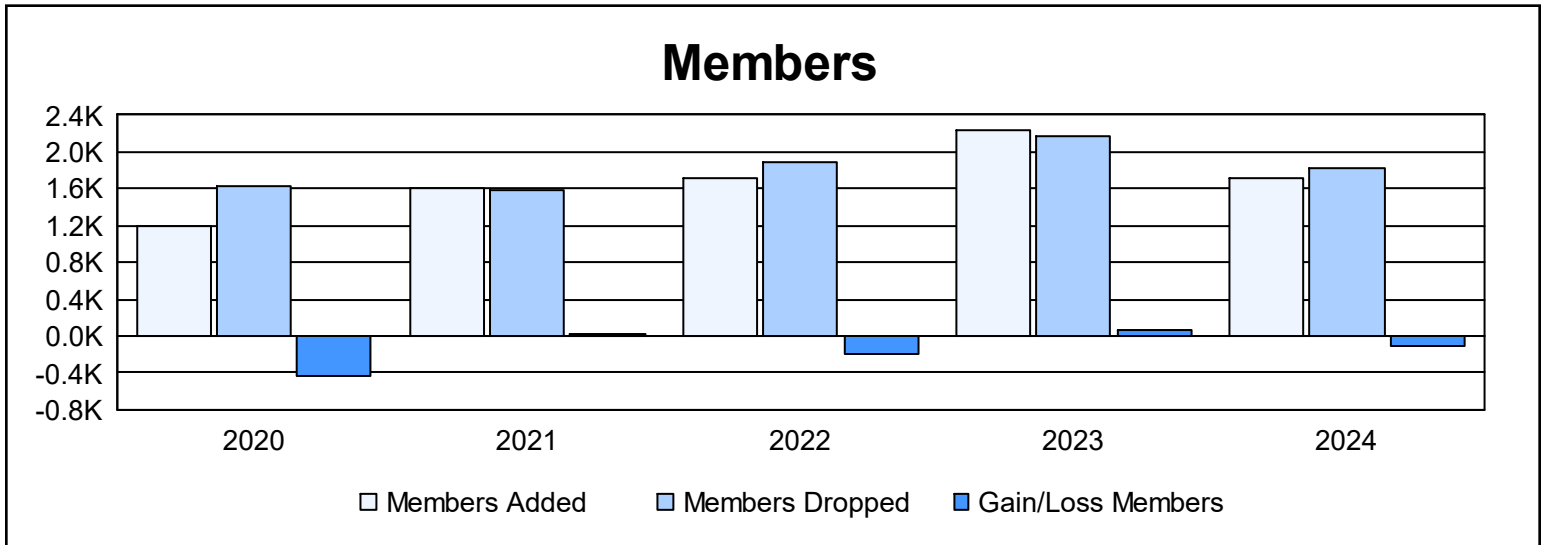
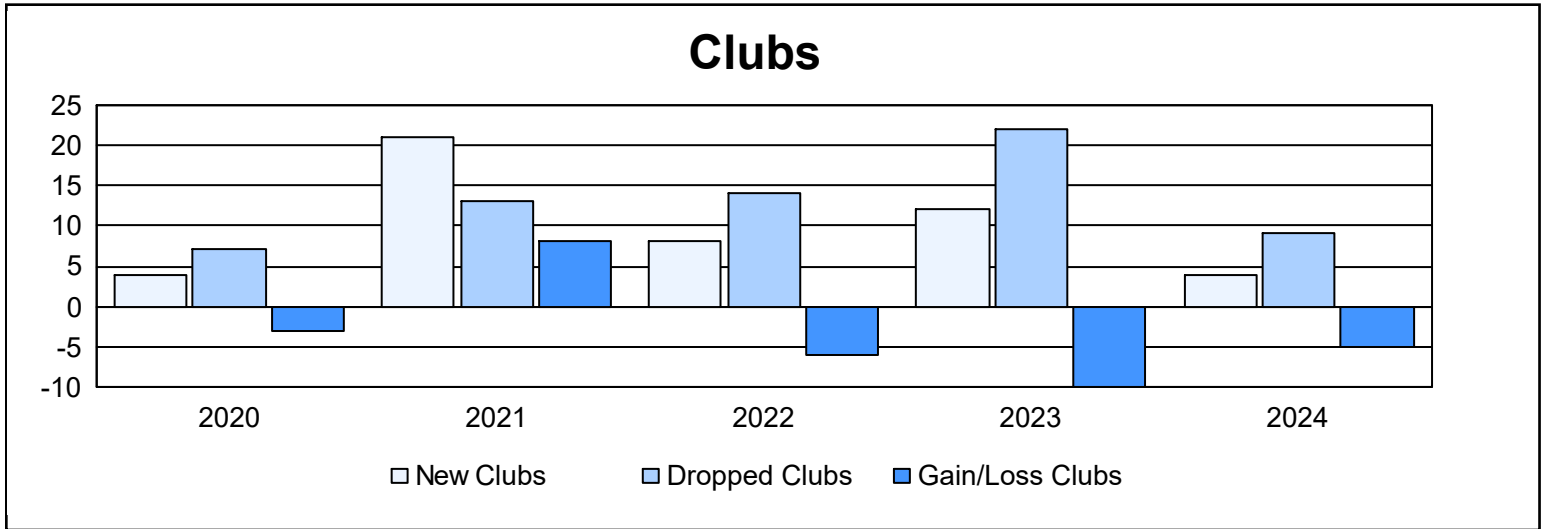


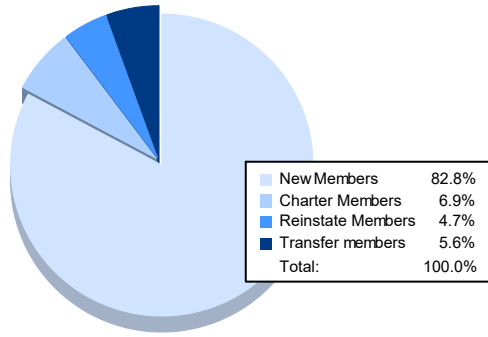
**Multiple District A**

As of June 2024 Cumulative

Year	New Clubs	Dropped Clubs	Gain/ Loss Clubs	New Members	Charter Members	Reinstate Members	Transfer Members	Total Member Added	Total Members Dropped	Gain/ Loss Members
2019-2020	4	7	-3	788	209	83	110	1,190	1,625	-435
2020-2021	21	13	8	918	504	93	84	1,599	1,584	15
2021-2022	8	14	-6	1,246	259	88	113	1,706	1,898	-192
2022-2023	12	22	-10	1,576	423	95	139	2,233	2,164	69
2023-2024	4	9	-5	1,416	118	81	95	1,710	1,823	-113
<b>Average</b>	<b>10</b>	<b>13</b>	<b>-3</b>	<b>1,189</b>	<b>303</b>	<b>88</b>	<b>108</b>	<b>1,688</b>	<b>1,819</b>	<b>-131</b>



### Membership Composition June 2024 Cumulative



### Gender Composition June 2024 Cumulative

